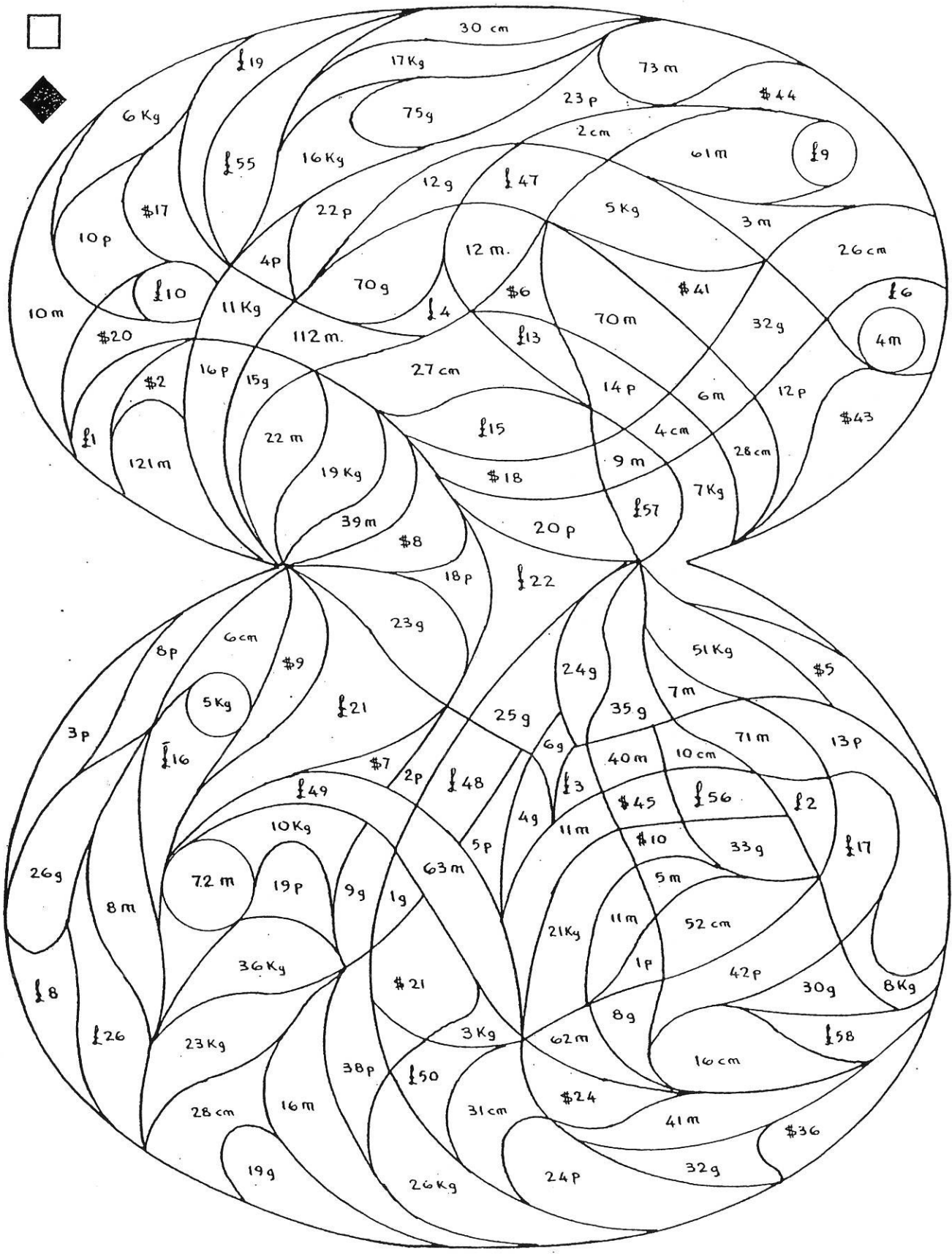



Puzzle Picture 13






Second Set

- | | |
|-------------------|---------------------------------|
| 1. 10% of 30kg = | 14. 90% of 30cm = |
| 2. 10% of 90m = | 15. 1% of £200 = |
| 3. 50% of 28p = | 16. 1% of 400cm = |
| 4. 50% of 70g = | 17. 3% of 400m = |
| 5. 20% of £50 = | 18. 5% of £300 = |
| 6. 65% of £20 = | 19. 5% of 800m = |
| 7. 80% of 90m = | 20. 8% of £600 = |
| 8. 80% of £70 = | 21. 9% of \$200 = |
| 9. 25% of 80p = | 22. 20% of 560m = |
| 10. 25% of 44kg = | 23. $2\frac{1}{2}\%$ of 1000g = |
| 11. 75% of 32g = | 24. $12\frac{1}{2}\%$ of \$48 = |
| 12. 75% of 84m = | 25. $2\frac{1}{2}\%$ of £880 = |
| 13. 90% of \$50 = | |



The answers of both sets of sums are the same, but not in the same order.



Second Set

- | | |
|-------------------|---------------------------------|
| 1. 10% of 30kg = | 14. 90% of 30cm = |
| 2. 10% of 90m = | 15. 1% of £200 = |
| 3. 50% of 28p = | 16. 1% of 400cm = |
| 4. 50% of 70g = | 17. 3% of 400m = |
| 5. 20% of £50 = | 18. 5% of £300 = |
| 6. 65% of £20 = | 19. 5% of 800m = |
| 7. 80% of 90m = | 20. 8% of £600 = |
| 8. 80% of £70 = | 21. 9% of \$200 = |
| 9. 25% of 80p = | 22. 20% of 560m = |
| 10. 25% of 44kg = | 23. $2\frac{1}{2}\%$ of 1000g = |
| 11. 75% of 32g = | 24. $12\frac{1}{2}\%$ of \$48 = |
| 12. 75% of 84m = | 25. $2\frac{1}{2}\%$ of £880 = |
| 13. 90% of \$50 = | |



The answers of both sets of sums are the same, but not in the same order.